



Crédit photo : Ph.TURPIN

## WELCOME TO “MANKIND AND SHORES”





Crédit Photo : S. PANNIER

**This exhibition is numbered from 1 to 20. Special signs will help you throughout your visit if you need to use the lifts.**

***Once you have entered the "Mankind and shores" exhibition, to get:***




**To n°1 :** Go straight ahead until the door marked with a    
Take the lift, select level 0 and then follow the dedicated signs to n°1.



**To n°3 :** (not accessible by lift) Back in front of the first lift, turn left for a view of the aquarium via the balcony, then continue on your right for n°4.



**From n°6 To n°7:** Take the elevator, then keep pressing the arrow to reach the upper floor.



**From n°8 to n°12 (n° 9,10 & 11 are being refurbished):**  
Take the lift located near the escalator and select level minus 1. Then go towards the left to reach n°12.



**From n°14 to n°15:** After the sea-lions tunnel, go back to the forum and take the lift located at the end of the small corridor on your left. Select level 0. Once arrived, go to the right after the escalators.



**From n°16 to n°17:** Return towards the lift near the beach of the tropical lagoon and select level 2.



**From n°18 to n°20:** Take the elevator next to the stairs, select 1 to go to the Thalassa's bridge. Be careful on the dynamic bridge. Select 2 on the same elevator and go straight ahead until the next lift. Select level 2, number 20 in on the left.

**We are at your disposal for any help you would need.**  
**We wish you a pleasant visit!**